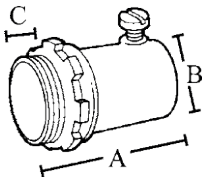


EMT Connectors and Couplings

Set Screw Type Connector - Steel



E528774

Features

- Set screw type connectors and couplings
- Concrete tight when taped
- Assembled with a steel locknut
- Available with insulated throat

Applications

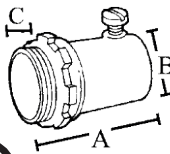
- Connectors: Use to join EMT to box or enclosure
- Couplings: Use to join two lengths of EMT

Standard Material

- Steel
- Standard Finish
- Zinc plated

Catalog Number	Size	Unit Carton	Ship Case	Weight/ Case lbs	Dimensions (in)			
					A	B	C	
E-L 121 ST	½"	50	500	50	1.531	1.313	.438	
E-L 123 ST	¾"	25	250	35	1.625	1.563	.469	
E-L 125 ST	1"	50	200	46	2.250	1.938	.563	
E-L 127 ST	1-¼"	—	25	10	2.500	2.250	.563	
E-L 129 ST	1-½"	—	25	14	2.750	2.750	.563	
E-L 131 ST	2"	—	20	16	3.313	3.563	.750	
E-L 133 ST	2-½"	—	12	17	3.813	4.188	.938	
E-L 135 ST	3"	—	12	22	3.938	4.688	.938	
E-L 137 ST	3-½"	—	6	15	4.188	5.188	1.000	
E-L 139 ST	4"	—	6	17	3.75	1.050	4.99	
					½" - 1"	1 Screw	1¼" - 4"	2 Screws


Set Screw Type Connector with Insulated Throat - Steel



E528774

Catalog Number	Size	Unit Carton	Ship Case	Weight/ Case lbs	Dimensions (in)		
					A	B	C
E-L 121 ST-A	½"	50	500	50	1.531	1.313	.438
E-L 123 ST-A	¾"	25	250	35	1.625	1.563	.469
E-L 125 ST-A	1"	50	200	46	2.250	1.938	.563
E-L 127 ST-A	1-¼"	—	25	10	2.500	2.250	.563
E-L 129 ST-A	1-½"	—	25	14	2.750	2.750	.563
E-L 131 ST-A	2"	—	20	16	3.313	3.563	.750
E-L 133 ST-A	2-½"	—	12	17	3.813	4.188	.938
E-L 135 ST-A	3"	—	12	22	3.938	4.688	.938
E-L 137 ST-A	3-½"	—	6	15	4.188	5.188	1.000
E-L 139 ST-A	4"	—	6	17	3.75	1.050	4.99

Set Screw Type Coupling - Steel



E528774

UL Standard: 514B
Fed. Spec. W-F-408E
NEMA: FB 1

Catalog Number	Size	Unit Carton	Ship Case	Weight/ Case lbs	Dimensions (in)	
					A	B
E-L 122 ST	½"	50	500	50	1.750	.88
E-L 124 ST	¾"	25	250	38	2.125	1.06
E-L 126 ST	1"	10	100	24	2.500	1.31
E-L 128 ST	1-¼"	—	25	11	3.25	1.69
E-L 130 ST	1-½"	—	25	17	3.75	1.94
E-L 132 ST	2"	—	20	18	4.00	2.38
E-L 134 ST	2-½"	—	12	19	4.25	3.19
E-L 136 ST	3"	—	12	26	4.50	3.19
E-L 138 ST	3-½"	—	6	15	4.75	4.31
E-L 140 ST	4"	—	6	17	5.00	4.81

½" - 1" 2 Screws

1¼" - 4" 4 Screws