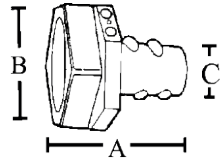


Combination Couplings

Screw In Type - EMT Compression to Flex - Zinc Die Cast



E528774

Features

- Screw in to compression type
- Combination coupling used to join flexible metal conduit to EMT

Applications

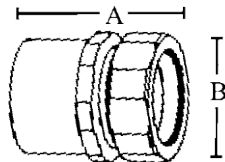
- Indoor use only
- Use to join EMT conduit to flexible metallic conduit
- Suitable for: 1/2" steel, steel reduced wall, and aluminum flexible metal conduit to EMT, 3/4"-1" flexible metal conduit to EMT

Standard Material

- Zinc die cast

Catalog Number	Size	Unit Carton	Ship Case	Weight/ Case lbs	Dimensions (in)		
					A	B	C
E-L 49-1	1/2" - 1/2"	50	500	40	1.660	1.000	.723
E-L 49-2	3/4" - 3/4"	25	250	28	1.680	1.180	.931
E-L 49-3	1" - 1"	25	250	58	1.895	1.625	1.070

Compression Type EMT to Rigid - Steel



UL standard 514B NEMA FB 1
Federal Spec A-A-50553

Features

- Internally threaded for Rigid/IMC conduit
- Compression type EMT
- Raintight

Applications

- Indoor use only
- Use to join Rigid/IMC conduit to EMT between 2 different raceways
- Coupling internally threaded for Rigid/IMC
- Compression type for EMT, concrete tight

Standard Material

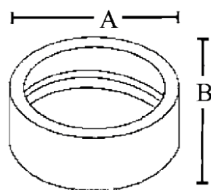
- Steel

Standard Material

- Zinc plated

Catalog Number	Size	Unit Carton	Ship Case	Weight/ Case lbs	Dimensions (in)	
					A	B
E-L ETR50	1/2"	20	200	31	1.1	1.57
E-L ETR75	3/4"	10	100	21	1.33	1.62
E-L ETR100	1"	10	100	30	1.63	1.82

EMT Insulating Bushings



Features

- Provides smooth, rounded surfaces at ends of raceways and avoids abrasion damage to cables

Applications

- Indoor use only
- Protects cables in communications and security systems against abrasion from edge of EMT

Standard Material

- Polyethylene
- Black / Clear Color Available

Catalog Number	Size	Unit Carton	Ship Case	Weight/ Case lbs	Dimensions (in)	
					A	B
E-L TEN-050	1/2"	100	1000	5	.522	.570
E-L TEN-075	3/4"	100	1000	6	.538	.764
E-L TEN-100	1"	50	500	5	.614	.954
E-L TEN-125	1-1/4"	25	250	4	.620	1.26
E-L TEN-150	1-1/2"	25	250	5	.620	1.44
E-L TEN-200	2"	20	200	5	.619	1.86
E-L TEN-250	2-1/2"	—	25	1	1.12	2.34
E-L TEN-300	3"	—	25	2	1.19	2.78
E-L TEN-350	3-1/2"	—	25	2	1.22	3.27
E-L TEN-400	4"	—	25	2	1.22	3.71